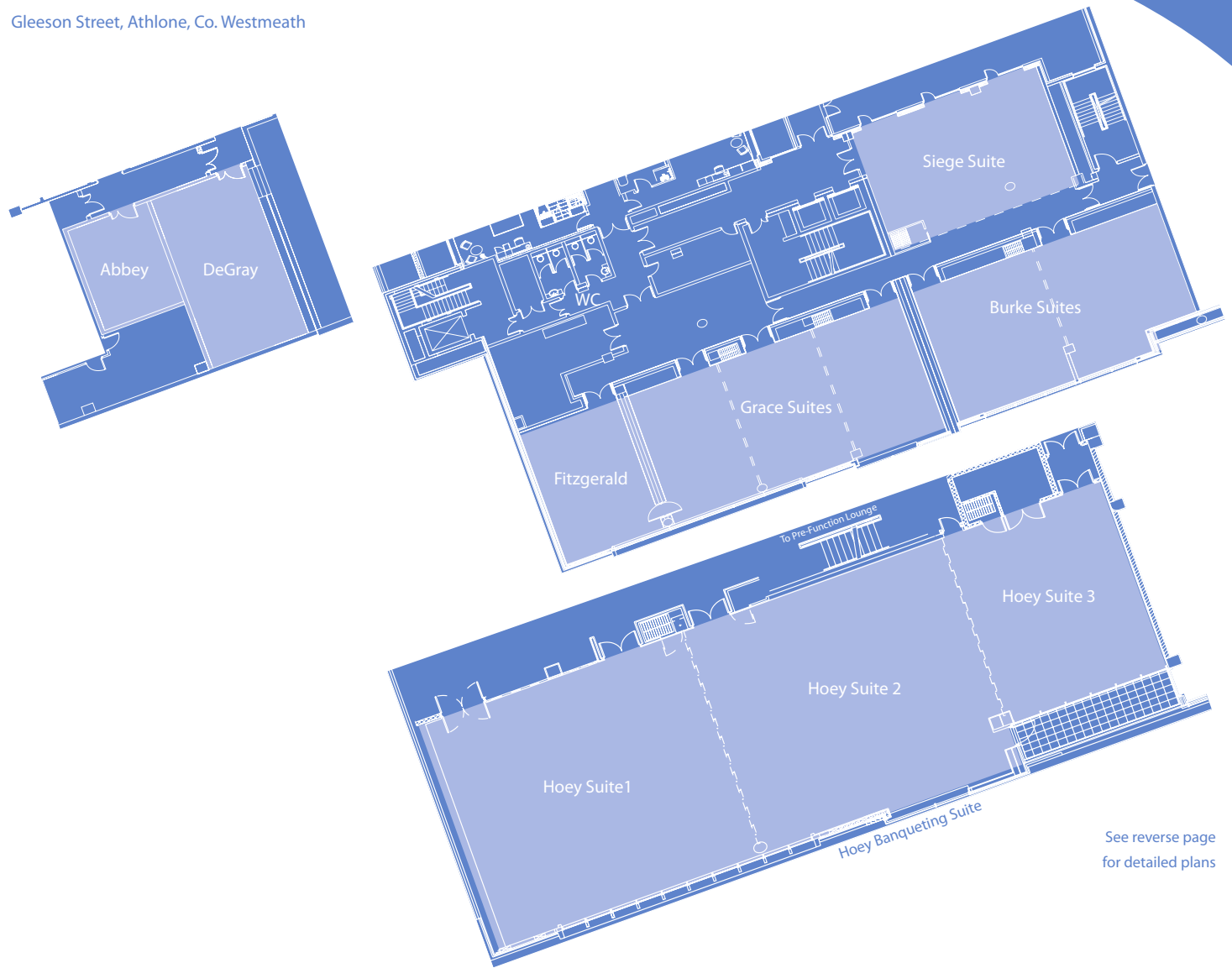


Sheraton Athlone Hotel

Gleeson Street, Athlone, Co. Westmeath



See reverse page for detailed plans

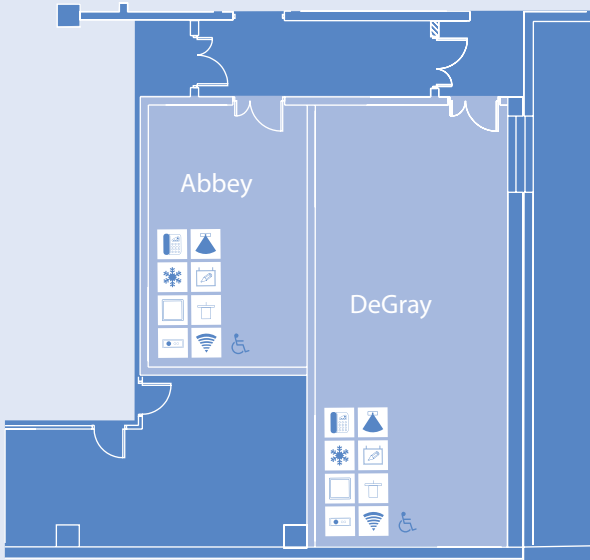
Conferencing and Banqueting Dimensions and Capacities

room name	width	length	theatre	boardroom	classroom	u-shape	banqueting	cabaret
Hoey Banqueting Suite Full	14	32	630	110	320	100	300	240
Hoey Section 1	14	12.5	180	45	100	40	100	64
Hoey Section 2	14	12	180	45	100	40	100	64
Hoey Section 3	11.5	7.5	70	30	50	30	50	40
Burke Suite Full (2 Suites with Sound Proof Partitions)	11	15.5	130	40	80	40	100	70
Burke Section 1	11	7.75	70	30	30	30	55	35
Burke Section 2	11	7.75	60	25	30	25	45	28
Grace Suite Full (3 Suites with Sound Proof Partitions)	11	17.25	200	50	130	60	120	80
Grace 1 / 2 / 3 Individually	11	6	60	28	30	28	40	28
Fitzgerald Suite - Boardroom	11	6	-	28	-	-	-	-
Siege - Pre Conference Suite	10	11	-	-	-	-	-	-
De-Gray Suite	5	11.5	50	28	35	30	-	-
Abbey Suite	4.25	6.75	15	12	10	12	-	N/A

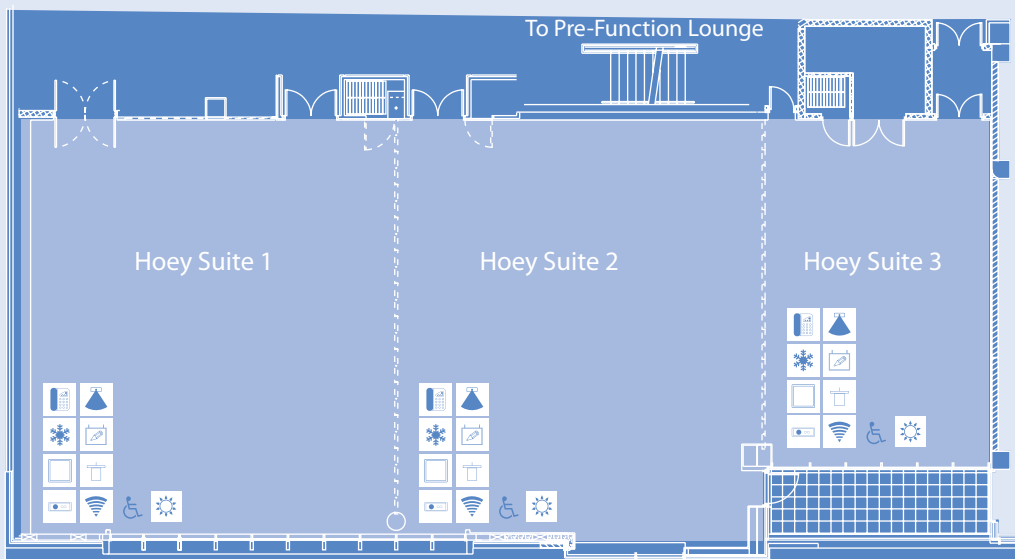
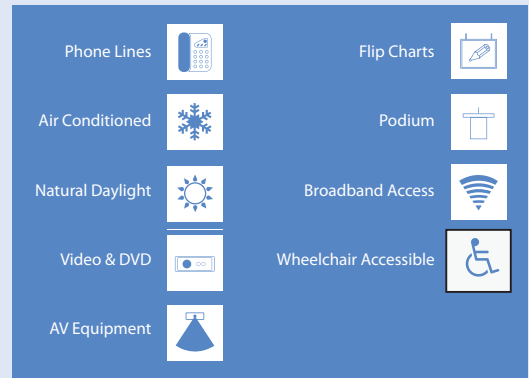
NB - These are our maximum capacities, however we will endeavor to ensure comfort for your delegates.

Sheraton Athlone Hotel

Gleeson Street, Athlone, Co. Westmeath
 T. 090 6451000 F. 090 6451001
 reservations@sheratonathlonehotel.com
 www.sheratonathlonehotel.com

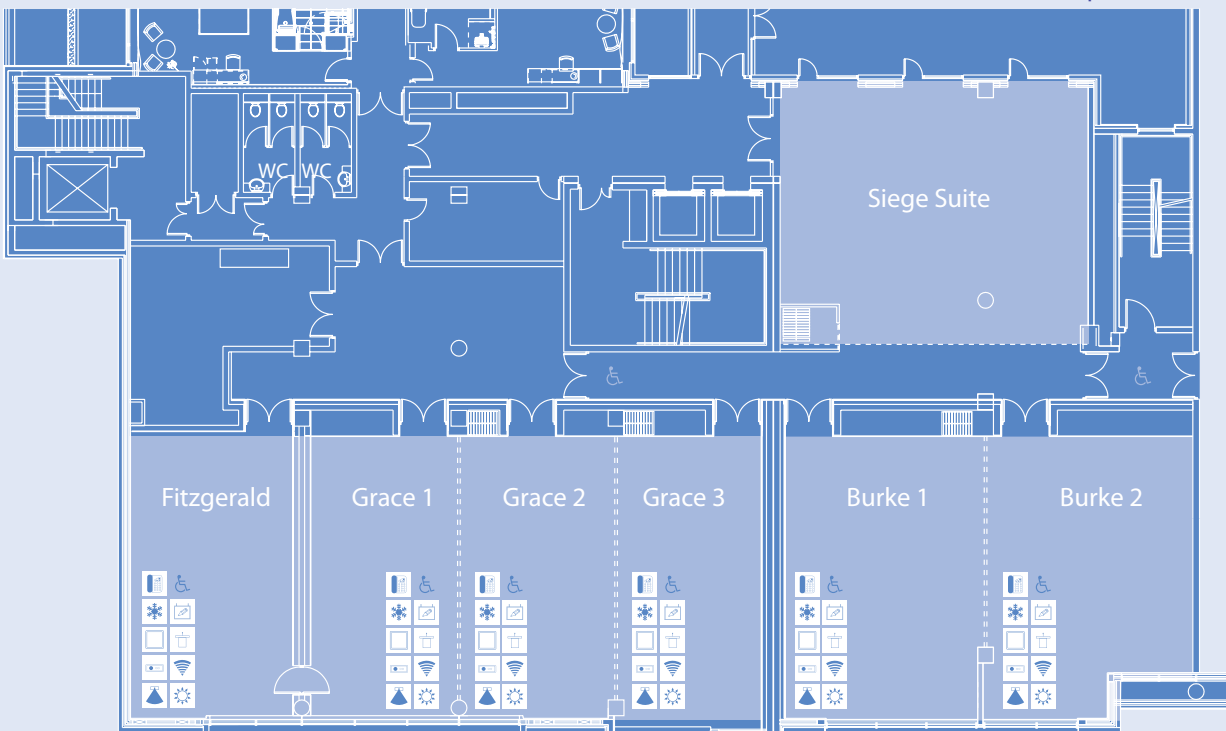


Abbey & DeGray Suites - Lower Ground Floor



Main Hoey Banqueting Suite - 1st Floor

Exit to Private Roof Top Garden



Main Conference Suites - 2nd Floor